

# Brilliant Violet 421™ beta test results



## Resolution of human CD56 populations

11-0002-01

Data courtesy of Axel Schulz and Andreas Thiel at BCRT/Charite Berlin.

Toll-Free Tel: (US & Canada): 1.877.BIOLEGEND (246.5343)

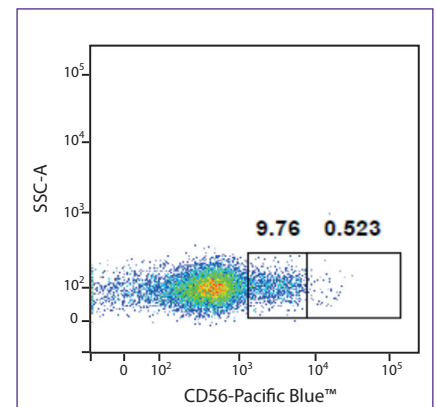
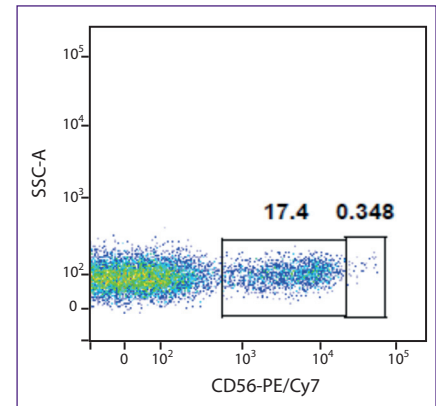
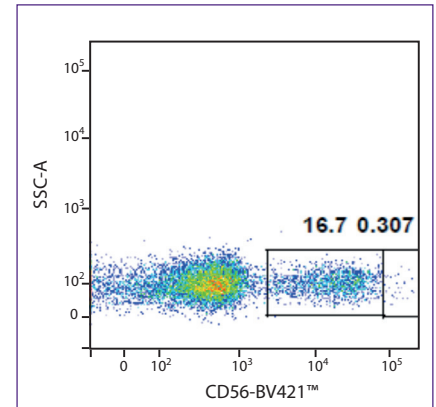
Tel: 858.768.5800

[biolegend.com](http://biolegend.com)

Cat. No.	Description	Clone
318327	Brilliant Violet 421™ anti-human CD56 (NCAM)	HCD56

### Brilliant Resolution

Resolution is critical for identifying both rare cell populations and dimly expressed markers. For human NK cells, the labeling of CD56 is commonly used for flow cytometry to identify CD56-negative, CD56-positive and CD56-bright populations. Here, researchers demonstrate the resolving power of Brilliant Violet 421™, with brightness on par with PE/Cy7-conjugated antibody, resulting in similar population percentages. The BV421™ antibody is able to clearly resolve the NK cell populations, providing far superior signal-to-noise compared to Pacific Blue™ antibody.



Pacific Blue™ is a trademark of Molecular Probes Inc.  
Brilliant Violet 421™ and BV421™ are trademarks of Sirigen Group Ltd.

Learn more at: [biolegend.com/brilliantviolet](http://biolegend.com/brilliantviolet)

WORLD-CLASS QUALITY | SUPERIOR CUSTOMER SUPPORT | OUTSTANDING VALUE